
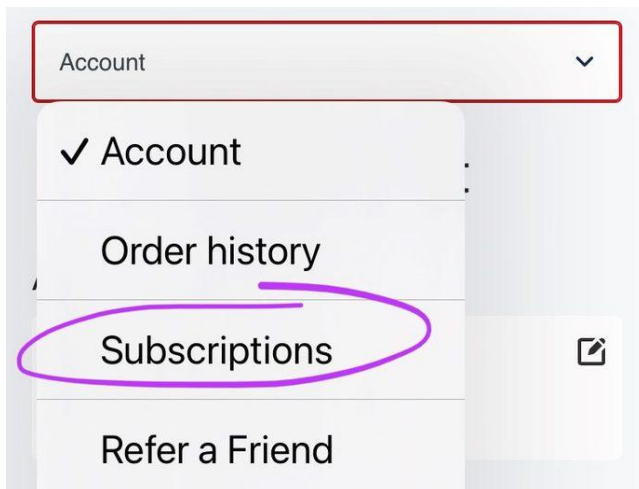


Edit Cart:

Step 1 - From Homepage, Go to **My Account** or click “Manage My Subscriptions” in the yellow banner.




Step 2 - If it does not already pop you into the Subscriptions screen, click the drop-down and select “Subscriptions”



Step 3 - Once in Subscriptions, you can edit your cart as needed before it runs automatically on Wednesdays at 10am!

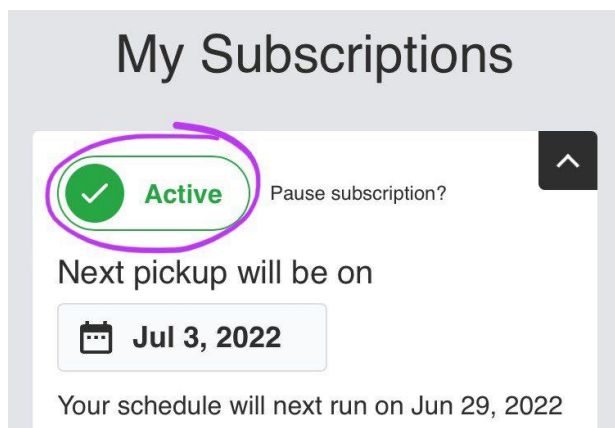
Pause/Un-Pause Subscription:

Step 1 - From Homepage, Go to **My Account** or click “Manage My Subscriptions” in the yellow banner.



Step 2 - If it does not already pop you into the Subscriptions screen, click the drop-down and select “Subscriptions”

Step 3 - Click the Green “Active” button to Pause your Subscription



Step 4 - Click the Red “Re-Activate Now” button to Un-Pause your Subscription

